




24HR LOA
JUNE 201
REASON:


<p>MONDAY, TUESDAY, WEDNESDAY, THURSDAY, FRIDAY, SATURDAY AND SUNDAY</p>



MONDAY, WEDNESDAY, FRIDAY AND SUNDAY



TUESDAY, THURSDAY AND SATURDAY



D-SHEDDING TIMETABLE BY AREA - LUSAKA

5

LOW WATER LEVELS IN THE RESERVOIRS

TIME: 22:00HRS - 06:00HRS

BARLASTONE PARK AREA, KASUPE RIVONIA FARMS, REPHDIM

LONGACRES

MILLENIUM VILLAGE

INTERCONTINENTAL HOTEL

LIGHT INDUSTRIAL AREA

LIGHT INDUSTRIES OF MUKATASHA, NAMBALA ROADS

VILLA ELIZABERTHA, ZRA TO AQUILA PRINTERS

LIGHT INDUSTRIAL AREA, INDUSTRIES AFTER LEARNE INVESTMENTS

CHINIKA INDUSTRIAL AREA

LUMUMBA RD INDUSTRIES

ZAMTEL LAMYA HOUSE

MAROUNCHI, JOHN LAING, MAKENI, COMFORT ZONE, MAJESTIC CASINO, TRAFFIC LIGHTS ON KAFUE RD

TOWN CENTRE / BOZ

CHIBOLYA AND KANYAMA

CHINIKA AREA, INDUSTRIAL AREA, GARDEN HOUSE, NEW CHINESE HOTEL, CROWN MILLERS

AGIP, AFRICAN MILLING

LIGHT INDUSTRIAL AREA ON BUYANTANSHI ROAD

ZAMBIA BREWERIES

GURAS, TIGER ANIMAL FEEDS, FRA SHEDS

NAMPACK, BARLOWORLD, GOVERNMENT STORES, INDUSTRIES OFF LUMUMBA ROAD, LENCO, SHELL, DPB, ZAMHORT. STEEL TUBE.

TOBACCO, GOODTIME STEEL

PARMALAT, PART OF AREAS ALONG MUNGWI ROAD

ORIENTAL QUARRY AND SURROUNDING AREAS

INDUSTRIES ALONG MALAMBO AND SHEKISHEKI ROADS

LIGHT INDUSTRIAL AREA ON MUKWA ROAD, MEDICAL STORES

MANDA HILL SHOPPING MALL

RIDGEWAY HOTEL

ARCADES, MULUNGUSHI CONFERENCE CENTRE, RATSON BLUE HOTEL

CROSS ROAD SHOPPING MALL & SURROUNDING AREAS

TIME: 06:00HRS - 14:00HRS

ZAMBIA AIRWAYS COMPOUND, ZRA COLLEGE, AREAS ALONG AIRPORT ROAD

NDEKE MEANWOOD AND SURROUNDING AREAS

AIRPORT R/ABOUT, AREAS ALONG GREAT EAST RD, MOONO RD, WATERFALL AREA

ZAF BASE ALONG TWIN PALM ROAD, AREAS ALONG TWIN PALM ROAD, PARTS OF IBEX HILL

PARTS OF CHALALA, WOODLANDS EXTENTION, NYUMBA YANGA

PARTS OF IBEX HILL, TWINPALM TRANSIMMITERS

BARLASTONE PARK AREA, KASUPE RIVONIA FARMS, REPHDIM, CHUNGA, PARTS OF LILANDA, CHINGWERE AREA, PARTS OF GREAT NORTH ROAD

BARLASTONE PARK AREA, KASUPE RIVONIA FARMS, REPHDIM

ALONG LINDA RD, AREAS NEAR MAJURAL

WESTERN PART OF BONAVENTURE AREA

PARTS OF CHISAMBA AREA

PARTS OF CHALALA AREA

KUOMBOKA, YORK FARM, MAKENI

NEIL, PART OF LILAYI

OLD AVONDALE, PART OF IBEX HILL

MUTUMBI, KAMANGA, PART OF CHAMBA VALLEY AND BEHIND HYBRID

MTENDERE EAST

PARTS OF CHELSTONE, PARTS OF AVONDALE, CHELSTONE POLICE CAMP AND SURROUNDING AREAS, CHELSTONE WATER TANKS

MOUNT MAKULU RESERCH, MOUNT MAKULU FARM

TAP

CHILANGA SOUTH, FISHERIES, MUNDAWANGA

PARTS OF CHISAMBA AREA

CHONGWE, AREAS ALONG ZESCO PYLONS TO CHONGWE TOWN

KANAKATAPA AREA

CHALIMBANA AREA

JOHN LAING AND KANYAMA

GARDEN LIMA, CHAISA COMPOUND, AND PART OF KATIMA-MULILO ROAD.

PARTS OF RHODES PARK, PARTS OF NORTHMEAD

PARTS OF CHISAMBA AREA

PARTS OF MATERO

PARTS OF KABULONGA, PARTS OF IBEX HILL.

KALINGALINGA

KABULONGA ROAN RD, SABLE RD, BISHOP RD, KUDU RD

KAMWALA AREA

MISISI, SHOPRITE WAREHOUSE, CASTLE, EMBASSY,KUKU

KANYAMA, MELNA BAKERY, DELIGHT FOODS, SACK AND TWINE, MAZANDU

KWAMWENA PHASE 2, 3 AND 4

ROCKY GARDENS, DOLOMITE AGGREGATE, DONG MINES AND SURROUNDING AREAS, AREAS ON MUNGWI ROAD

PARTS OF EMMASDALE AND MATERO EAST

MAKENI RD,ST.BONAVENTURE AND JOHN LAING

MAKENI,SHORTHORN,EVER GREEN FARM

GARDEN LUANGWA, GARDEN SITE 4, GARDEN SITE 3, COSAB BAKERY, GARDEN PARK

NATIONAL ASSEMBLY MOTEL, AREAS AROUND NATIONAL ASSEMBLY MOTEL, RHODESPARK NANGWENYA RD

PART OF MATERO EAST, MANDEVU, PART OF CHAISA, PART OF EMMASDALE ON MANSA ROAD

SABLE CONSOLIDATED FARMS

PARTS OF MAKENI AREA

ZNS FARM, KASISI AREA

NGWERERE, KASONDI FARMS

NIPA AREA, FAIRVIEW AREA, EVELYN HONE COLLEGE AND SURROUNDING AREAS

SOS VILLAGE, CHAZANGA, KAPANANA SITE AND SERVICE, PART OF CHIPATA COMPOUND

LONGWAID FARM, CHIPONGWE AREA , ZAMBIA ARMY CAMP, MUKANDO FARM, MULEYA FARM

MUMBWA ROAD - LUSAKA WEST

MWEMBESHI, MWEMBESHI PRISON, MWEMBESHI EARTH STATION AND SURROUNDING AREAS

PARTS OF KALUNDU NEAR THE SHOPING CENTRE, PARTS OF ROME ALONG KASANGULA, NGWERERE, NGWEZI, KAFUE, KALEYA AND MULUNGU ROADS

JESMONDINE, PARTS OF KAUNDA SQUARE STAGE 1, PARTS OF CHAMBA VALLEY UP TO NATIONAL SERVICE

PARTS OF KALUNDU, NGOMBE

LIBALA, PARTS OF CHALALA

JACK COMPOUND, LUSAKA SOUTH, CHAWAMA

LIBALA 4A, KABWATA SITE AND SERVICE

WOODLANDS EXT

PARTS OF WOODLANDS

AREAS ALONG MUSHAKASHELA ROAD AND SURROUNDING AREAS

WOODLANDS AREAS ALONG CHINDO ROAD AND SURROUNDING AREAS

TIME: 06:00HRS - 14:00HRS

PART OF KAMANGA, PART OF CHAMBA VALLEY

UNITED QUARRIES AND SURROUNDING AREAS, IBEX MEANWOOD, MARIAN SHRINE, MIKA CONFERENCE CENTRE

NEW AVONDALE NEAR & INCLUDING CHAINDA

BARLASTONE PARK AREA, KASUPE RIVONIA FARMS, REPHDIM / WHOLE OF LILANDA COMPOUND, PART OF TWIKATANE

PARTS OF NEW KASAMA, AREAS ALONG LEOPARDS HILL ROAD

BAULENI

PARTS OF CHISAMBA AREA

PARTS OF CHALALA

CHAWAMA, JOHN HOWARD, CHIPWENUPWENU

EUREKA FARM, BAOBAO COLLEGE, ANDREWS MOTEL, ST BONAVENTURE, BACKLEY, MAKENI, LINDA, EUREKA PARK, SANDIS CREATION

KASANOVA FLATS NEAR CALTEX FILLING STATION, PARTS OF KAMANGA

PART OF CHELSTON AND CHELSTON GREEN

PHI, CHAINAMA HOSPITAL, PARTS OF NRDC

NHA STALILO AREA, DOCTORS'S RESIDENCES, DON GORDON SCHOOL, KAUNDA SQUARE STAGE 2 & PART OF STAGE1, PARTS OF CHAMBA VALL
HYBRID AREA, PARTS OF KAMANGA

PART OF LILAYI/KAFUE RD, LINDA

NEIL, PART OF LILAYI

PARTS OF CHISAMBA AREA

CHONGWE, BEFORE PYLONS

PALABANA, MIKANGO

SOUTH OF CHONGWE

CHONGWE TOWN

NORTHMEAD, RHODESPARK

PARTS OF RHODES PARK, PARTS OF NORTHMEAD

SABLE RD, KUDU, ROAN ROAD

MTENDERE, HELLEN KAUNDA

KABWATA ESTASTES, MADRAS

GARDEN HOTEL, INDUSTRIES ALONG KAFUE RD, JOHN LAING AND KANYAMA

PARTS OF CHISAMBA AREA

KANYAMA, AREAS AROUND PERICAN ROAD

KANYAMA, ZAMBIA NATIONAL COUNCIL, LIONS QUARRY

KWAMWENA PHASE 1 / FOXDALE AREA

L85 ARMY CAMP, ZAF65 BASE AND SURROUNDING AREAS

SOPELO ARMY CAMP, FEED AFRICA AND SURROUNDING AREAS

GEORGE COMPOUND, LILANDA SITE 5, SUNSET BREWERIES, BACKLOADS

MAKENI, BAMORAL INSTITUTE, BAMORAL FARM, GEN TEMBO, GEN MIYANDA

MAKENI, CHIKUPI, HILLTOP FARMS

PARTS OF MAKENI AND WATCH TOWER SOCIETY

EMMASDALE INCLUDING SITE AND SERVICE

OLYMPIA

GARDEN TOWNSHIP, AREA NEAR COPTIC HOSPITAL

SOS VILLAGE, CHAZANGA, KABANANA SITE AND SERVICE, PART OF CHIPATA COMPOUND

MUMBWA

PARTS OF KANYAMA

NGWERERE

PARTS OF NGWERERE

PARTS OF CHISAMBA AREA

RHODES PARK, WIMPY ALONG GREAT EAST ROAD

KABANGWE, ZANIMUONE, CHIBOMBO, MWACHISOPOLA, KEMBE

SHIMABALA WEST

KUDU FARM, SABLE QUARRY

MUMBWA RD - LUSAKA WEST, AREAS AROUND ZNBC SHORTHORN TRANSMITTERS, PART OF MWEMBESHI

PARTS OF ROMA, PARTS OF NGOMBE, PARTS OF CHAMBA VALLEY

KALUNDU, MULUNGUSHI VILLAGE, CRESTA GOLF VIEW and CHAINAMA HOTELS, HANDSWORTH, MUMANA PLEASURE RESORT

GO CENTRE AND SURROUNDING AREAS, PARTS OF KALINGALINGA, AREAS ALONG THABO MBEKI ROAD

KAMWALA SOUTH, KABWATA SITE AND SERVICE, OLD CZHETEMBA

PARTS OF LIBALA SOUTH, PARTS OF CHILENJE SOUTH, PARTS OF CHALALA

LIBALA 3A, 3B

NEW CHILENJE, CHILIMBULU RD

WOODLANDS AREAS ALONG ELM ROAD AND SURROUNDING AREAS

CHILENJE SOUTH, CHILENJE CHRIS CORNER

WOODLANDS EXTENSION

PARTS OF CHILENJE, CHILENJE CLINIC, CHILENJE POLICE AND SURROUNDING AREAS

TIME: 14:00HRS - 22:00HRS

PART OF KAMANGA, PART OF CHAMBA VALLEY

UNITED QUARRIES AND SURROUNDING AREAS, IBEX MEANWOOD, MARIAN SHRINE, MIKA CONFERENCE CENTRE

NEW AVONDALE NEAR & INCLUDING CHAINDA

BARLASTONE PARK AREA, KASUPE RIVONIA FARMS, REPHDIM / WHOLE OF LILANDA COMPOUND, PART OF TWIKATANE

PARTS OF NEW KASAMA, AREAS ALONG LEOPARDS HILL ROAD

BAULENI

PARTS OF CHISAMBA AREA

PARTS OF CHALALA

CHAWAMA, JOHN HOWARD, CHIPWENUPWENU

EUREKA FARM, BAOBAO COLLEGE, ANDREWS MOTEL, ST BONAVENTURE, BACKLEY, MAKENI, LINDA, EUREKA PARK, SANDIS CREATION

KASANOVA FLATS NEAR CALTEX FILLING STATION, PARTS OF KAMANGA

PART OF CHELSTON AND CHELSTON GREEN

PHI, CHAINAMA HOSPITAL, PARTS OF NRDC

NHA STALILO AREA, DOCTORS'S RESIDENCES, DON GORDON SCHOOL, KAUNDA SQUARE STAGE 2 & PART OF STAGE1, PARTS OF CHAMBA VALL
HYBRID AREA, PARTS OF KAMANGA

PART OF LILAYI/KAFUE RD, LINDA

NEIL, PART OF LILAYI

PARTS OF CHISAMBA AREA

CHONGWE, BEFORE PYLONS

PALABANA, MIKANGO

SOUTH OF CHONGWE

CHONGWE TOWN

NORTHMEAD, RHODESPARK

PARTS OF RHODES PARK, PARTS OF NORTHMEAD

SABLE RD, KUDU, ROAN ROAD

MTENDERE, HELLEN KAUNDA

KABWATA ESTATES, MADRAS

GARDEN HOTEL, INDUSTRIES ALONG KAFUE RD, JOHN LAING AND KANYAMA

PARTS OF CHISAMBA AREA

KANYAMA, AREAS AROUND PERICAN ROAD

KANYAMA, ZAMBIA NATIONAL COUNCIL, LIONS QUARRY

KWAMWENA PHASE 1 / FOXDALE AREA

L85 ARMY CAMP, ZAF65 BASE AND SURROUNDING AREAS

SOPELO ARMY CAMP, FEED AFRICA AND SURROUNDING AREAS

GEORGE COMPOUND, LILANDA SITE 5, SUNSET BREWERIES, BACKLOADS

MAKENI, BAMORAL INSTITUTE, BAMORAL FARM, GEN TEMBO, GEN MIYANDA

MAKENI, CHIKUPI, HILLTOP FARMS

PARTS OF MAKENI AND WATCH TOWER SOCIETY

EMMASDALE INCLUDING SITE AND SERVICE

OLYMPIA

GARDEN TOWNSHIP, AREA NEAR COPTIC HOSPITAL

SOS VILLAGE, CHAZANGA, KABANANA SITE AND SERVICE, PART OF CHIPATA COMPOUND

MUMBWA

PARTS OF KANYAMA

NGWERERE

PARTS OF NGWERERE

PARTS OF CHISAMBA AREA

RHODES PARK, WIMPY ALONG GREAT EAST ROAD

KABANGWE, ZANIMUONE, CHIBOMBO, MWACHISOPOLA, KEMBE

SHIMABALA WEST

KUDU FARM, SABLE QUARRY

MUMBWA RD - LUSAKA WEST, AREAS AROUND ZNBC SHORTHORN TRANSMITTERS, PART OF MWEMBESHI

PARTS OF ROMA, PARTS OF NGOMBE, PARTS OF CHAMBA VALLEY

KALUNDU, MULUNGUSHI VILLAGE, CRESTA GOLF VIEW and CHAINAMA HOTELS, HANDSWORTH, MUMANA PLEASURE RESORT

GO CENTRE AND SURROUNDING AREAS, PARTS OF KALINGALINGA, AREAS ALONG THABO MBEKI ROAD

KAMWALA SOUTH, KABWATA SITE AND SERVICE, OLD CZHETEMBA

PARTS OF LIBALA SOUTH, PARTS OF CHILENJE SOUTH, PARTS OF CHALALA

LIBALA 3A, 3B

NEW CHILENJE, CHILIMBULU RD

WOODLANDS AREAS ALONG ELM ROAD AND SURROUNDING AREAS

CHILENJE SOUTH, CHILENJE CHRIS CORNER

WOODLANDS EXTENSION

PARTS OF CHILENJE, CHILENJE CLINIC, CHILENJE POLICE AND SURROUNDING AREAS

TIME: 14:00HRS - 22:00HRS

ZAMBIA AIRWAYS COMPOUND, ZRA COLLEGE, AREAS ALONG AIRPORT ROAD

NDEKE MEANWOOD AND SURROUNDING AREAS

AIRPORT R/ABOUT, AREAS ALONG GREAT EAST RD, MOONO RD, WATERFALL AREA

ZAF BASE ALONG TWIN PALM ROAD, AREAS ALONG TWIN PALM ROAD, PARTS OF IBEX HILL

PARTS OF CHALALA, WOODLANDS EXTENTION, NYUMBA YANGA

PARTS OF IBEX HILL, TWINPALM TRANSIMMITERS

BARLASTONE PARK AREA, KASUPE RIVONIA FARMS, REPHDIM, CHUNGA, PARTS OF LILANDA, CHINGWERE AREA, PARTS OF GREAT NORTH ROAD

BARLASTONE PARK AREA, KASUPE RIVONIA FARMS, REPHDIM

ALONG LINDA RD, AREAS NEAR MAJURAL

WESTERN PART OF BONAVENTURE AREA

PARTS OF CHISAMBA AREA

PARTS OF CHALALA AREA

KUOMBOKA, YORK FARM, MAKENI

NEIL, PART OF LILAYI

OLD AVONDALE, PART OF IBEX HILL

MUTUMBI, KAMANGA, PART OF CHAMBA VALLEY AND BEHIND HYBRID

MTENDERE EAST

PARTS OF CHELSTONE, PARTS OF AVONDALE, CHELSTONE POLICE CAMP AND SURROUNDING AREAS, CHELSTONE WATER TANKS

MOUNT MAKULU RESERCH, MOUNT MAKULU FARM

TAP

CHILANGA SOUTH, FISHERIES, MUNDAWANGA

PARTS OF CHISAMBA AREA

CHONGWE, AREAS ALONG ZESCO PYLONS TO CHONGWE TOWN

KANAKATAPA AREA

CHALIMBANA AREA

JOHN LAING AND KANYAMA

GARDEN LIMA, CHAISA COMPOUND, AND PART OF KATIMA-MULILO ROAD.

PARTS OF RHODES PARK, PARTS OF NORTHMEAD

PARTS OF CHISAMBA AREA

PARTS OF MATERO

PARTS OF KABULONGA, PARTS OF IBEX HILL.

KALINGALINGA

KABULONGA ROAN RD, SABLE RD, BISHOP RD, KUDU RD

KAMWALA AREA

MISISI, SHOPRITE WAREHOUSE, CASTLE, EMBASSY,KUKU

KANYAMA, MELNA BAKERY, DELIGHT FOODS, SACK AND TWINE, MAZANDU

KWAMWENA PHASE 2, 3 AND 4

ROCKY GARDENS, DOLOMITE AGGREGATE, DONG MINES AND SURROUNDING AREAS, AREAS ON MUNGWI ROAD

PARTS OF EMMASDALE AND MATERO EAST

MAKENI RD,ST.BONAVENTURE AND JOHN LAING

MAKENI,SHORTHORN,EVER GREEN FARM

GARDEN LUANGWA, GARDEN SITE 4, GARDEN SITE 3, COSAB BAKERY, GARDEN PARK

NATIONAL ASSEMBLY MOTEL, AREAS AROUND NATIONAL ASSEMBLY MOTEL, RHODESPARK NANGWENYA RD

PART OF MATERO EAST, MANDEVU, PART OF CHAISA, PART OF EMMASDALE ON MANSA ROAD

SABLE CONSOLIDATED FARMS

PARTS OF MAKENI AREA

ZNS FARM, KASISI AREA

NGWERERE, KASONDI FARMS

NIPA AREA, FAIRVIEW AREA, EVELYN HONE COLLEGE AND SURROUNDING AREAS

SOS VILLAGE, CHAZANGA, KAPANANA SITE AND SERVICE, PART OF CHIPATA COMPOUND

LONGWAID FARM, CHIPONGWE AREA, ZAMBIA ARMY CAMP, MUKANDO FARM, MULEYA FARM

MUMBWA ROAD - LUSAKA WEST

MWEMBESHI, MWEMBESHI PRISON, MWEMBESHI EARTH STATION AND SURROUNDING AREAS

PARTS OF KALUNDU NEAR THE SHOPPING CENTRE, PARTS OF ROME ALONG KASANGULA, NGWERERE, NGWEZI, KAFUE, KALEYA AND MULUNGU ROADS

JESMONDINE, PARTS OF KAUNDA SQUARE STAGE 1, PARTS OF CHAMBA VALLEY UP TO NATIONAL SERVICE

PARTS OF KALUNDU, NGOMBE

LIBALA, PARTS OF CHALALA

JACK COMPOUND, LUSAKA SOUTH, CHAWAMA

LIBALA 4A, KABWATA SITE AND SERVICE

WOODLANDS EXT

PARTS OF WOODLANDS

AREAS ALONG MUSHAKASHELA ROAD AND SURROUNDING AREAS

WOODLANDS AREAS ALONG CHINDO ROAD AND SURROUNDING AREAS

LOADSHEDDING SCHEDULE FOR JUNE, 2015
REASON: LOW WATER LEVELS IN THE RESERVOIRS

MONDAY, TUESDAY, WEDNESDAY, THURSDAY, FRIDAY, SATURDAY, SUNDAY.

TIME: 22:00HRS - 06:00HRS

	SUBSTATION	FEEDER	VOLTAGE	LOAD (A)
2 2 : 0 H R S - .	BARLASTON	FERNGROOVE	11	
	BIRDCAGE WALK	RUSSIAN EMBASSY	11	
	BIRDCAGE WALK	OAU 2	11	
	BIRDCAGE WALK	INTERS NO. 4	11	
	BIRDCAGE WALK	INTERS NO. 3	11	
	COVENTRY	LUMUMBA	11	
	COVENTRY	SANPOOL	11	
	COVENTRY	CHIFINGA	11	
	COVENTRY	VILLA ELIZABERTHA	11	
	COVENTRY	NEW MUMBWA	11	
	COVENTRY	CHINIKA	11	
	COVENTRY	TRADE KINGS	11	
	COVENTRY	ROP	11	
	COVENTRY	SILOS	11	
	GOVERNMENT PRINTER	LAMYA HOUSE	11	
	KAFUE ROAD	BEN BELLA ROAD	11	
	KAFUE ROAD	KAFUE ROAD	11	
	KAFUE ROAD	MEMACO	11	
KAFUE ROAD	CHIBOLYA	11		

0
6
:
0
0
H
R
S

KANYAMA	KANYAMA NORTH	11	
LIVERPOOL	AGIP	11	
LIVERPOOL	GOODTIME	11	
LIVERPOOL	TAZAMA	11	
LIVERPOOL	BREWRIES 1&2	11	
LIVERPOOL	ZAMALU	11	
LIVERPOOL	GALCO	11	
LIVERPOOL	TOBACCO	11	
LIVERPOOL	DAILY PRODUCE	11	
MAKENI	ORIENTAL QUARRY	11	
MANCHESTER B	ROTHMANS	11	
MANCHESTER B	NEW MEDICAL STORES	11	
MANDA HILL	MANDA HILL T1	11	
MANDA HILL	MANDA HILL T2	11	
MANDA HILL	MANDA HILL T3	11	
POLICE CAMP	RIDGEWAY HOTEL	11	
UNIVERSITY	MULUNGUSHI 886	11	
WOODLANDS	LAKE ROAD	11	
			0.0
			0.0
			0.0

MONDAY, WEDNESDAY, FRIDAY, SUNDAY**TIME: 06:00HRS - 14:00HRS**

SUBSTATION	FEEDER	VOLTAGE	LOAD (A)
AVONDALE	CHELSTON 1	11	
AVONDALE	MEANWOOD	11	
AVONDALE	MONO ROAD	11	
BAULENI	ZAF 71	11	
BAULENI	NYUMBA YANGA	11	
BAULENI	IBEX HILL	11	
BARLASTON	BARLASTON/CHUNGA	11	
BARLASTON	KASUPE	11	
BONAVENTURE	LINDA OHL	11	
BONAVENTURE	SANGALALA	11	
BURNET	MATONGO	11	
CHALALA	NEW KASAMA	11	
CHAWAMA	YORK FARM	11	
CHAWAMA	NEIL	11	
CHELSTONE	AVONDALE	11	
CHELSTONE	AIRPORT 2	11	
CHELSTONE	MTENDERE EAST	11	
CHELSTONE	GREAT EAST RD EAST	11	
CHILANGA	MT MAKULU	11	
CHILANGA	TAP NO.1	11	
CHILANGA	CHILANGA SOUTH	11	

0
6
:
0
0
H
R
S
-
1
4
:
0
0
H
R
S

CHISAMBA	JOHN KEN	11	
CHONGWE	CHONGWE WEST	11	
CHONGWE	KANAKATAPA	11	
CHONGWE TOWN	CHALIMBANA	11	
COVENTRY	NEW KANYAMA	11	
DUBLIN	GARDEN	11	
DUBLIN	SOMERSET (LUBUTO RD)	11	
GROBLER	KALONGWA	11	
HEROES	MATERO EAST OUTGOING	11	
KABULONGA	IBEX HILL	11	
KABULONGA	KALINGALINGA	11	
KABULONGA	ROAN RD 1243	11	
KAFUE ROAD	KAMWALA	11	
KAFUE ROAD	MISISI	11	
KANYAMA	KANYAMA EAST	11	
KWAMWENA	KWAMWENA NORTH	11	
L85	L85 EAST	11	
MACHESTER B	MATERO OHL	11	
MAKENI	MAKENI EAST	11	
MAKENI	MAKENI NORTH	11	
MANDA HILL	SEWARAGE	11	
MASS MEDIA	NATIONAL ASSEMBLY	11	
MATERO	MADEVU	11	
NAMPUNDWE MAIN	SABLE	33	
NDIPO	NDIPO SOUTH	11	

NGWERERE	KASISI	11	
NGWERERE	KASONDI RANCH	11	
POLICE CAMP	ITUNA	11	
ROMA	MATERO (KABANANA)	33	
SHIMABALA QUARRY	EAST FEEDER	11	
SHORTHORN	MUMBWA EAST	11	
SHORTHORN	MWEMBESHI	33	
UNIVERSITY	KALUNDU 657	11	
UNIVERSITY	MUNALI 497	11	
UNIVERSITY	KALUNDU OHL	11	
WATERWORKS	YOTAM MULEYA	11	
WATERWORKS	INTER RADIO	11	
WATERWORKS	BURMA ROAD	11	
WOODLANDS	WOODLANDS EXT S/S	11	
WOODLANDS	MUTENDE	11	
WOODLANDS	MUSHAKASHELA	11	
WOODLANDS	CHINDO	11	

0.0

0.0

0.0

MONDAY, WEDNESDAY, FRIDAY, SUNDAY**TIME: 14:00HRS - 22:00HRS**

SUBSTATION	FEEDER	VOLTAGE	LOAD (A)
AVONDALE	CHAMBA VALLEY	11	
AVONDALE	AVONDALE 2	11	
AVONDALE	AVONDALE 1	11	
BARLASTON	ZINGALUME/LILANDA	11	
BAULENI	LEOPARDS HILL	11	
BAULENI	BAULENI	11	
BURNET	SABLE	11	
CHALALA	ROCKFIELD	11	
CHAWAMA	CHAWAMA	11	
CHAWAMA	EUREKA	11	
CHELSTONE	CHELSTONE HSE NORTH	11	
CHELSTONE	CHELSTONE HSE SOUTH	11	
CHELSTONE	PHI	11	
CHELSTONE	GREAT EAST ROAD WEST	11	
CHILANGA	CHILANGA NORTH	11	
CHILANGA	NEIL	11	
CHISAMBA	NKONGOLO	11	
CHONGWE	CHONGWE EAST	11	
CHONGWE	MIKANGO	33	
CHONGWE	CHONGWE SOUTH	11	
CHONGWE TOWN	CHONGWE TOWN	11	

1
4
:
0
H
R
S
-
2
2
:
0
H
R
S

DUBLIN	LUKASU RD	11	
DUBLIN	KALEMBWE RD	11	
KABULONGA	ROAN RD 1244	11	
KABULONGA	MTENDERE	11	
KAFUE ROAD	BURMA RD OHL	11	
KAFUE ROAD	ZAMPLAST	11	
KALUBWE	KAMAILA	11	
KANYAMA	KANYAMA SOUTH	11	
KANYAMA	KANYAMA WEST	11	
KWAMWENA	SOUTH / FOXDALE	11	
L85	L85	11	
L85	L85 WEST	11	
LIVERPOOL	MATERO OHL	11	
MAKENI	MAKENI SOUTH	11	
MAKENI	MAKENI WEST	11	
MAKENI	WATCH TOWER	11	
MACHESTER B	VUBU ROAD	11	
MANDA HILL	SHOWGROUDS SUB 60	11	
MANDA HILL	PENDELA	11	
MATERO	KABANANA	11	
NAMPUNDWE MAIN	MUMBWA	33	
NDIPO	NDIPO EAST	11	
NGWERERE	NGWERERE MAIN	11	
NGWERERE	NGWERERE FARMS	11	
PENYAONYSE	KAPOSHI	11	

POWER STATION	LUZIA RD	11	
ROMA	KATUBA	33	
SHIMABALA QUARRY	WEST FEEDER	11	
SHIMABALA QUARRY	SOUTH FEEDER	11	
SHORTHORN	MUMBWA WEST	11	
UNIVERSITY	ROMA OHL	11	
UNIVERSITY	KALUNDU 638	11	
UNIVERSITY	SHOWGROUNDS	11	
WATERWORKS	KAMWALA SOUTH	11	
WATERWORKS	NATIONAL QUARRY	11	
WATERWORKS	RIFLE RANGE	11	
WOODLANDS	CHILIMBULU	11	
WOODLANDS	ELM	11	
WOODLANDS	CHILENJE NO. 2	11	
WOODLANDS	NYUMBA YANGA	11	
WOODLANDS	CHILENJE NO. 1	11	
			0.0
			0.0
			0.0

LOAD REQUIRED - 100MW

AFFECTED AREAS

BARLASTONE PARK AREA, KASUPE RIVONIA FARMS, REPHDIM

LONGACRES

MILLENIUM VILLAGE

INTERCONTINENTAL HOTEL

INTERCONTINENTAL HOTEL

LIGHT INDUSTRIAL AREA

LIGHT INDUSTRIES OF MUKATASHA, NAMBALA ROADS

LIGHT INDUSTRIAL AREA

VILLA ELIZABERTHA, ZRA TO AQUILA PRINTERS

LIGHT INDUSTRIAL AREA, INDUSTRIES AFTER LEARNE INVESTMENTS

CHINIKA INDUSTRIAL AREA

LIGHT INDUSTRIAL AREA

LIGHT INDUSTRIAL AREA

LUMUMBA RD INDUSTRIES

ZAMTEL LAMYA HOUSE

LIGHT INDUSTRIAL AREA

MAROUNCHI, JOHN LAING, MAKENI, COMFORT ZONE, MAJESTIC CASINO, TRAFFIC LIGHTS ON KAFUE RD

TOWN CENTRE / BOZ

CHIBOLYA AND KANYAMA

CHINIKA AREA, INDUSTRIAL AREA, GARDEN HOUSE, NEW CHINESE HOTEL, CROWN MILLERS
AGIP, AFRICAN MILLING, BUYANTASHI RD
GOODTIME STEEL
LIGHT INDUSTRIES ON BUYANTANSHI ROAD
ZAMBIA BREWERIES
GURAS, TIGER ANIMAL FEEDS, FRA SHEDS
NAMPACK, BARLOWORLD, GOVERNMENT STORES, INDUSTRIES OFF LUMUMBA ROAD, LENCO, SHELL, DPB, ZAMHORT. STEEL TUBE.
TOBACCO, GOODTIME STEEL
PARMALAT, PART OF AREAS ALONG MUNGWI ROAD
ORIENTAL QUARRY AND SURROUNDING AREAS
INDUSTRIES ALONG MALAMBO AND SHEKISHEKI ROADS
LIGHT INDUSTRIAL AREA BUYATANSHI AND MUKWA ROAD, MEDICAL STORES
MANDA HILL SHOPPING MALL
MANDA HILL SHOPPING MALL
MANDA HILL SHOPPING MALL
RIDGEWAY HOTEL
ARCADES, MULUNGUSHI CONFERENCE CENTRE, RATSON BLUE HOTEL
CROSS ROAD SHOPPING MALL & SURROUNDING AREAS

A

MVA

MW

LOAD REQUIRED - 170MW

AFFECTED AREAS

ZAMBIA AIRWAYS COMPOUND, ZRA COLLEGE, AREAS ALONG AIRPORT ROAD

NDEKE MEANWOOD AND SURROUNDING AREAS

AIRPORT R/ABOUT, AREAS ALONG GREAT EAST RD, MOONO RD, WATERFALL AREA

ZAF BASE ALONG TWIN PALM ROAD, AREAS ALONG TWIN PALM ROAD, PARTS OF IBEX HILL

PARTS OF CHALALA, WOODLANDS EXTENTION, NYUMBA YANGA

PARTS OF IBEX HILL, TWINPALM TRANSIMMITERS

BARLASTONE PARK AREA, KASUPE RIVONIA FARMS, REPHDIM, CHUNGA, PARTS OF LILANDA, CHINGWERE AREA, PARTS OF GREAT NORTH

BARLASTONE PARK AREA, KASUPE RIVONIA FARMS, REPHDIM

ALONG LINDA RD, AREAS NEAR MAJURAL

WESTERN PART OF BONAVENTURE AREA

PARTS OF CHISAMBA AREA

PARTS OF CHALALA AREA

KUOMBOKA, YORK FARM, MAKENI

NEIL, PART OF LILAYI

OLD AVONDALE, PART OF IBEX HILL

MUTUMBI, KAMANGA, PART OF CHAMBA VALLEY AND BEHIND HYBRID

MTENDERE EAST

PARTS OF CHELSTONE, PARTS OF AVONDALE, CHELSTONE POLICE CAMP AND SURROUNDING AREAS, CHELSTONE WATER TANKS

MOUNT MAKULU RESERCH, MOUNT MAKULU FARM

TAP

CHILANGA SOUTH, FISHERIES, MUNDAWANGA

PARTS OF CHISAMBA AREA
CHONGWE, AREAS ALONG ZESCO PYLONS TO CHONGWE TOWN
KANAKATAPA AREA
CHALIMBANA AREA
JOHN LAING AND KANYAMA
GARDEN LIMA, CHAISA COMPOUND, AND PART OF KATIMA-MULILO ROAD.
PARTS OF RHODES PARK, PARTS OF NORTHMEAD
PARTS OF CHISAMBA AREA
PARTS OF MATERO
PARTS OF KABULONGA, PARTS OF IBEX HILL.
KALINGALINGA
KABULONGA ROAN RD, SABLE RD, BISHOP RD, KUDU RD
KAMWALA AREA
MISISI, SHOPRITE WAREHOUSE, CASTLE, EMBASSY,KUKU
KANYAMA, MELNA BAKERY, DELIGHT FOODS, SACK AND TWINE, MAZANDU
KWAMWENA PHASE 2, 3 AND 4
ROCKY GARDENS, DOLOMITE AGGREGATE, DONG MINES AND SURROUNDING AREAS, AREAS ON MUNGWI ROAD
PARTS OF EMMASDALE AND MATERO EAST
MAKENI RD,ST.BONAVENTURE AND JOHN LAING
MAKENI,SHORTHORN,EVER GREEN FARM
GARDEN LUANGWA, GARDEN SITE 4, GARDEN SITE 3, COSAB BAKERY, GARDEN PARK
NATIONAL ASSEMBLY MOTEL, AREAS AROUND NATIONAL ASSEMBLY MOTEL, RHODESPARK NANGWENYA RD
PART OF MATERO EAST, MANDEVU, PART OF CHAISA, PART OF EMMASDALE ON MANSA ROAD
SABLE CONSOLIDATED FARMS
PARTS OF MAKENI AREA

ZNS FARM, KASISI AREA
NGWERERE, KASONDI FARMS
NIPA AREA, FAIRVIEW AREA, EVELYN HONE COLLEGE AND SURROUNDING AREAS
SOS VILLAGE, CHAZANGA, KABANANA SITE AND SERVICE, PART OF CHIPATA COMPOUND
LONGWAID FARM, CHIPONGWE AREA , ZAMBIA ARMY CAMP, MUKANDO FARM, MULEYA FARM
MUMBWA ROAD - LUSAKA WEST
MWEMBESHI, MWEMBESHI PRISON, MWEMBESHI EARTH STATION AND SURROUNDING AREAS
PARTS OF KALUNDU NEAR THE SHOPING CENTRE, PARTS OF ROME ALONG KASANGULA, NGWERERE, NGWEZI, KAFUE, KALEYA AND MUL
JESMONDINE, PARTS OF KAUNDA SQUARE STAGE 1, PARTS OF CHAMBA VALLEY UP TO NATIONAL SERVICE
PARTS OF KALUNDU, NGOMBE
LIBALA, PARTS OF CHALALA
JACK COMPOUND, LUSAKA SOUTH, CHAWAMA
LIBALA 4A, KABWATA SITE AND SERVICE
WOODLANDS EXT
PARTS OF WOODLANDS
AREAS ALONG MUSHAKASHELA ROAD AND SURROUNDING AREAS
WOODLANDS AREAS ALONG CHINDO ROAD AND SURROUNDING AREAS

A

MVA

MW

LOAD REQUIRED - 150MW

AFFECTED AREAS

PART OF KAMANGA, PART OF CHAMBA VALLEY

UNITED QUARRIES AND SURROUNDING AREAS, IBEX MEANWOOD, MARIAN SHRINE, MIKA CONFERENCE CENTRE

NEW AVONDALE NEAR & INCLUDING CHAINDA

BARLASTONE PARK AREA, KASUPE RIVONIA FARMS, REPHDIM / WHOLE OF LILANDA COMPOUND, PART OF TWIKATANE

PARTS OF NEW KASAMA, AREAS ALONG LEOPARDS HILL ROAD

BAULENI

PARTS OF CHISAMBA AREA

PARTS OF CHALALA

CHAWAMA, JOHN HOWARD, CHIPWENUPWENU

EUREKA FARM, BAOBAO COLLEGE, ANDREWS MOTEL, ST BONAVENTURE, BACKLEY, MAKENI, LINDA, EUREKA PARK, SANDIS CREATION

KASANOVA FLATS NEAR CALTEX FILLING STATION, PARTS OF KAMANGA

PART OF CHELSTON AND CHELSTON GREEN

PHI, CHAINAMA HOSPITAL, PARTS OF NRDC

NHA STALILO AREA, DOCTORS'S RESIDENCES, DON GORDON SCHOOL, KAUNDA SQUARE STAGE 2 & PART OF STAGE1, PARTS OF CHAMBA

PART OF LILAYI/KAFUE RD, LINDA

NEIL, PART OF LILAYI

PARTS OF CHISAMBA AREA

CHONGWE, BEFORE PYLONS

PALABANA, MIKANGO

SOUTH OF CHONGWE

CHONGWE TOWN

NORTHMEAD, RHODESPARK
PARTS OF RHODES PARK, PARTS OF NORTHMEAD
SABLE RD, KUDU, ROAN ROAD
MTENDERE, HELLEN KAUNDA
KABWATA ESTASTES, MADRAS
GARDEN HOTEL, INDUSTRIES ALONG KAFUE RD, JOHN LAING AND KANYAMA
PARTS OF CHISAMBA AREA
KANYAMA, AREAS AROUND PERICAN ROAD
KANYAMA, ZAMBIA NATIONAL COUNCIL, LIONS QUARRY
KWAMWENA PHASE 1 / FOXDALE AREA
L85 ARMY CAMP, ZAF65 BASE AND SURROUNDING AREAS
SOPELO ARMY CAMP, FEED AFRICA AND SURROUNDING AREAS
GEORGE COMPOUND, LILANDA SITE 5, SUNSET BREWERIES, BACKLOADS
MAKENI, BAMORAL INSTITUTE, BAMORAL FARM, GEN TEMBO, GEN MIYANDA
MAKENI, CHIKUPI, HILLTOP FARMS
PARTS OF MAKENI AND WATCH TOWER SOCIETY
EMMASDALE INCLUDING SITE AND SERVICE
OLYMPIA
GARDEN TOWNSHIP, AREA NEAR COPTIC HOSPITAL
SOS VILLAGE, CHAZANGA, KABANANA SITE AND SERVICE, PART OF CHIPATA COMPOUND
MUMBWA
PARTS OF KANYAMA
NGWERERE
PARTS OF NGWERERE
PARTS OF CHISAMBA AREA

RHODES PARK, WIMPY ALONG GREAT EAST ROAD
KABANGWE, ZANIMUONE, CHIBOMBO, MWACHISOPOLA, KEMBE
SHIMABALA WEST
KUDU FARM, SABLE QUARRY
MUMBWA RD - LUSAKA WEST,AREAS AROUND ZNBC SHORTHORN TRANSMITTERS,PART OF MWEMBESHI
PARTS OF ROMA, PARTS OF NGOMBE, PARTS OF CHAMBA VALLEY
KALUNDU, MULUNGUSHI VILLAGE, CRESTA GOLF VIEW and CHAINAMA HOTELS, HANDSWORTH, MUMANA PLEASURE RESORT
GO CENTRE AND SURROUNDING AREAS, PARTS OF KALINGALINGA, AREAS ALONG THABO MBEKI ROAD
KAMWALA SOUTH, KABWATA SITE AND SERVICE, OLD CZHETEMBA
PARTS OF LIBALA SOUTH, PARTS OF CHILENJE SOUTH, PARTS OF CHALALA
LIBALA 3A, 3B
NEW CHILENJE, CHILIMBULU RD
WOODLANDS AREAS ALONG ELM ROAD AND SURROUNDING AREAS
CHILENJE SOUTH, CHILENJE CHRIS CORNER
WOODLANDS EXTENSION
PARTS OF CHILENJE, CHILENJE CLINIC, CHILENJE POLICE AND SURROUNDING AREAS

A

MVA

MW

RESIPOSIBLE CENTRE
LDCC
LDCC
LDCC
LDCC
LDCC
LDCC
CHISAMBA
LDCC
LDCC
LDCC
LDCC
LDCC
LDCC
LDCC
LDCC
LDCC
LDCC
CHISAMBA
LDCC
LDCC
LDCC
LDCC

LDCC
LDCC
LDCC
LDCC
LDCC
LDCC
CHISAMBA
LDCC
LDCC
LDCC
LDCC
LDCC
LDCC
LDCC
LDCC
LDCC
LDCC
LDCC
LDCC
LDCC
LDCC
LDCC
LDCC
LDCC
LDCC
LUSAKA CENTRAL
LDCC
LDCC
CHISAMBA

LOADSHEDDING SCHEDULE FOR JUNE, 2015
REASON: LOW WATER LEVELS IN THE RESERVOIRS

MONDAY, TUESDAY, WEDNESDAY, THURSDAY, FRIDAY, SATURDAY, SUNDAY

TIME: 22:00HRS - 06:00HRS

	SUBSTATION	FEEDER	VOLTAGE	LOAD (A)
2 2 : 0 0 H R S - 0 6 : 0 0 H R S	BARLASTON	FERNGROOVE	11	
	BIRDCAGE WALK	RUSSIAN EMBASSY	11	
	BIRDCAGE WALK	OAU 2	11	
	BIRDCAGE WALK	INTERS NO. 4	11	
	BIRDCAGE WALK	INTERS NO. 3	11	
	COVENTRY	LUMUMBA	11	
	COVENTRY	SANPOOL	11	
	COVENTRY	CHIFINGA	11	
	COVENTRY	VILLA ELIZABERTHA	11	
	COVENTRY	NEW MUMBWA	11	
	COVENTRY	CHINIKA	11	
	COVENTRY	TRADE KINGS	11	
	COVENTRY	ROP	11	
	COVENTRY	SILOS	11	
	GOVERNMENT PRINTER	LAMYA HOUSE	11	
	KAFUE ROAD	BEN BELLA ROAD	11	
	KAFUE ROAD	KAFUE ROAD	11	
	KAFUE ROAD	MEMACO	11	
	KAFUE ROAD	CHIBOLYA	11	
	KANYAMA	KANYAMA NORTH	11	
	LIVERPOOL	AGIP	11	
	LIVERPOOL	GOODTIME	11	
	LIVERPOOL	TAZAMA	11	
	LIVERPOOL	BREWRIES 1&2	11	
	LIVERPOOL	ZAMALU	11	
	LIVERPOOL	GALCO	11	
	LIVERPOOL	TOBACCO	11	
	LIVERPOOL	DAILY PRODUCE	11	

MAKENI	ORIENTAL QUARRY	11	
MANCHESTER B	ROTHMANS	11	
MANCHESTER B	NEW MEDICAL STORES	11	
MANDA HILL	MANDA HILL T1	11	
MANDA HILL	MANDA HILL T2	11	
MANDA HILL	MANDA HILL T3	11	
POLICE CAMP	RIDGEWAY HOTEL	11	
UNIVERSITY	MULUNGUSHI 886	11	
WOODLANDS	LAKE ROAD	11	
			0.0
			0.0
			0.0

TUESDAY, THURSDAY, SATURDAY

TIME: 06:00HRS - 14:00HRS

SUBSTATION	FEEDER	VOLTAGE	LOAD (A)
AVONDALE	CHAMBA VALLEY	11	
AVONDALE	AVONDALE 2	11	
AVONDALE	AVONDALE 1	11	
BARLASTON	ZINGALUME/LILANDA	11	
BAULENI	LEOPARDS HILL	11	
BAULENI	BAULENI	11	
BURNET	SABLE	11	
CHALALA	ROCKFIELD	11	
CHAWAMA	CHAWAMA	11	
CHAWAMA	EUREKA	11	
CHELSTONE	CHELSTONE HSE NORTH	11	
CHELSTONE	CHELSTONE HSE SOUTH	11	
CHELSTONE	PHI	11	
CHELSTONE	GREAT EAST ROAD WEST	11	
CHILANGA	CHILANGA NORTH	11	
CHILANGA	NEIL	11	
CHISAMBA	NKONGOLO	11	
CHONGWE	CHONGWE EAST	11	

1
4
:
0
H
R
S

-
2
2
:
0
H
R
S

CHONGWE	MIKANGO	33	
CHONGWE	CHONGWE SOUTH	11	
CHONGWE TOWN	CHONGWE TOWN	11	
DUBLIN	LUKASU RD	11	
DUBLIN	KALEMBWE RD	11	
KABULONGA	ROAN RD 1244	11	
KABULONGA	MTENDERE	11	
KAFUE ROAD	BURMA RD OHL	11	
KAFUE ROAD	ZAMPLAST	11	
KALUBWE	KAMAILA	11	
KANYAMA	KANYAMA SOUTH	11	
KANYAMA	KANYAMA WEST	11	
KWAMWENA	SOUTH / FOXDALE	11	
L85	L85	11	
L85	L85 WEST	11	
LIVERPOOL	MATERO OHL	11	
MAKENI	MAKENI SOUTH	11	
MAKENI	MAKENI WEST	11	
MAKENI	WATCH TOWER	11	
MACHESTER B	VUBU ROAD	11	
MANDA HILL	SHOWGROUDS SUB 60	11	
MANDA HILL	PENDELA	11	
MATERO	KABANANA	11	
NAMPUNDWE MAIN	MUMBWA	33	
NDIPO	NDIPO EAST	11	
NGWERERE	NGWERERE MAIN	11	
NGWERERE	NGWERERE FARMS	11	
PENYAONYSE	KAPOSHI	11	
POWER STATION	LUZIA RD	11	
ROMA	KATUBA	33	
SHIMABALA QUARRY	WEST FEEDER	11	
SHIMABALA QUARRY	SOUTH FEEDER	11	
SHORTHORN	MUMBWA WEST	11	
UNIVERSITY	ROMA OHL	11	

UNIVERSITY	KALUNDU 638	11	
UNIVERSITY	SHOWGROUNDS	11	
WATERWORKS	KAMWALA SOUTH	11	
WATERWORKS	NATIONAL QUARRY	11	
WATERWORKS	RIFLE RANGE	11	
WOODLANDS	CHILIMBULU	11	
WOODLANDS	ELM	11	
WOODLANDS	CHILENJE NO. 2	11	
WOODLANDS	NYUMBA YANGA	11	
WOODLANDS	CHILENJE NO. 1	11	
			0.0
			0.0
			0.0

TUESDAY, THURSDAY, SATURDAY

TIME: 14:00HRS - 22:00HRS

SUBSTATION	FEEDER	VOLTAGE	LOAD (A)
AVONDALE	CHELSTON 1	11	
AVONDALE	MEANWOOD	11	
AVONDALE	MONO ROAD	11	
BAULENI	ZAF 71	11	
BAULENI	NYUMBA YANGA	11	
BAULENI	IBEX HILL	11	
BARLASTON	BARLASTON/CHUNGA	11	
BARLASTON	KASUPE	11	
BONAVENTURE	LINDA OHL	11	
BONAVENTURE	SANGALALA	11	
BURNET	MATONGO	11	
CHALALA	NEW KASAMA	11	
CHAWAMA	YORK FARM	11	
CHAWAMA	NEIL	11	
CHELSTONE	AVONDALE	11	
CHELSTONE	AIRPORT 2	11	
CHELSTONE	MTENDERE EAST	11	

0
6
:
0
0
H
R
S
-
1
4
:
0
0
H
R
S

CHELSTONE	GREAT EAST RD EAST	11	
CHILANGA	MT MAKULU	11	
CHILANGA	TAP NO.1	11	
CHILANGA	CHILANGA SOUTH	11	
CHISAMBA	JOHN KEN	11	
CHONGWE	CHONGWE WEST	11	
CHONGWE	KANAKATAPA	11	
CHONGWE TOWN	CHALIMBANA	11	
COVENTRY	NEW KANYAMA	11	
DUBLIN	GARDEN	11	
DUBLIN	SOMERSET (LUBUTO RD)	11	
GROBLER	KALONGWA	11	
HEROES	MATERO EAST OUTGOING	11	
KABULONGA	IBEX HILL	11	
KABULONGA	KALINGALINGA	11	
KABULONGA	ROAN RD 1243	11	
KAFUE ROAD	KAMWALA	11	
KAFUE ROAD	MISISI	11	
KANYAMA	KANYAMA EAST	11	
KWAMWENA	KWAMWENA NORTH	11	
L85	L85 EAST	11	
MACHESTER B	MATERO OHL	11	
MAKENI	MAKENI EAST	11	
MAKENI	MAKENI NORTH	11	
MANDA HILL	SEWARAGE	11	
MASS MEDIA	NATIONAL ASSEMBLY	11	
MATERO	MADEVU	11	
NAMPUNDWE MAIN	SABLE	33	
NDIPO	NDIPO SOUTH	11	
NGWERERE	KASISI	11	
NGWERERE	KASONDI RANCH	11	
POLICE CAMP	ITUNA	11	
ROMA	MATERO (KABANANA)	33	
SHIMABALA QUARRY	EAST FEEDER	11	

SHORTHORN	MUMBWA EAST	11	
SHORTHORN	MWEMBESHI	33	
UNIVERSITY	KALUNDU 657	11	
UNIVERSITY	MUNALI 497	11	
UNIVERSITY	KALUNDU OHL	11	
WATERWORKS	YOTAM MULEYA	11	
WATERWORKS	INTER RADIO	11	
WATERWORKS	BURMA ROAD	11	
WOODLANDS	WOODLANDS EXT S/S	11	
WOODLANDS	MUTENDE	11	
WOODLANDS	MUSHAKASHELA	11	
WOODLANDS	CHINDO	11	
			0.0
			0.0
			0.0

LOAD REQUIRED - 100MW

AFFECTED AREAS

BARLASTONE PARK AREA, KASUPE RIVONIA FARMS, REPHDIM

LONGACRES

MILLENIUM VILLAGE

INTERCONTINENTAL HOTEL

INTERCONTINENTAL HOTEL

LIGHT INDUSTRIAL AREA

LIGHT INDUSTRIES OF MUKATASHA, NAMBALA ROADS

LIGHT INDUSTRIAL AREA

VILLA ELIZABERTHA, ZRA TO AQUILA PRINTERS

LIGHT INDUSTRIAL AREA, INDUSTRIES AFTER LEARNE INVESTMENTS

CHINIKA INDUSTRIAL AREA

LIGHT INDUSTRIAL AREA

LIGHT INDUSTRIAL AREA

LUMUMBA RD INDUSTRIES

ZAMTEL LAMYA HOUSE

LIGHT INDUSTRIAL AREA

MAROUNCHI, JOHN LAING, MAKENI, COMFORT ZONE, MAJESTIC CASINO, TRAFFIC LIGHTS ON KAFUE RD

TOWN CENTRE / BOZ

CHIBOLYA AND KANYAMA

CHINIKA AREA, INDUSTRIAL AREA, GARDEN HOUSE, NEW CHINESE HOTEL, CROWN MILLERS

AGIP, AFRICAN MILLING, BUYANTASHI RD

GOODTIME STEEL

LIGHT INDUSTRIES ON BUYANTANSHI ROAD

ZAMBIA BREWERIES

GURAS, TIGER ANIMAL FEEDS, FRA SHEDS

NAMPACK, BARLOWORLD, GOVERNMENT STORES, INDUSTRIES OFF LUMUMBA ROAD, Lenco, SHELL, DPB, ZAMHO

TOBACCO, GOODTIME STEEL

PARMALAT, PART OF AREAS ALONG MUNGWI ROAD

ORIENTAL QUARRY AND SURROUNDING AREAS

INDUSTRIES ALONG MALAMBO AND SHEKISHEKI ROADS

LIGHT INDUSTRIAL AREA BUYATANSI AND MUKWA ROAD, MEDICAL STORES

MANDA HILL SHOPPING MALL

MANDA HILL SHOPPING MALL

MANDA HILL SHOPPING MALL

RIDGEWAY HOTEL

ARCADES, MULUNGUSHI CONFERENCE CENTRE, RATSON BLUE HOTEL

CROSS ROAD SHOPPING MALL & SURROUNDING AREAS

A

MVA

MW

LOAD REQUIRED - 170MW

AFFECTED AREAS

PART OF KAMANGA, PART OF CHAMBA VALLEY

UNITED QUARRIES AND SURROUNDING AREAS, IBEX MEANWOOD, MARIAN SHRINE, MIKA CONFERENCE CENTRE

NEW AVONDALE NEAR & INCLUDING CHAINDA

BARLSTONE PARK AREA, KASUPE RIVONIA FARMS, REPHDIM / WHOLE OF LILANDA COMPOUND, PART OF TWIKAT

PARTS OF NEW KASAMA, AREAS ALONG LEOPARDS HILL ROAD

BAULENI

PARTS OF CHISAMBA AREA

PARTS OF CHALALA

CHAWAMA, JOHN HOWARD, CHIPWENUPWENU

EUREKA FARM, BAOBAO COLLEGE, ANDREWS MOTEL, ST BONAVENTURE, BACKLEY, MAKENI, LINDA, EUREKA PARK

KASANOVA FLATS NEAR CALTEX FILLING STATION, PARTS OF KAMANGA

PART OF CHELSTON AND CHELSTON GREEN

PHI, CHAINAMA HOSPITAL, PARTS OF NRDC

NHA STALILO AREA, DOCTORS'S RESIDENCES, DON GORDON SCHOOL, KAUNDA SQUARE STAGE 2 & PART OF STAG

PART OF LILAYI/KAFUE RD, LINDA

NEIL, PART OF LILAYI

PARTS OF CHISAMBA AREA

CHONGWE, BEFORE PYLONS

PALABANA, MIKANGO

SOUTH OF CHONGWE

CHONGWE TOWN

NORTHMEAD, RHODESPARK

PARTS OF RHODES PARK, PARTS OF NORTHMEAD

SABLE RD, KUDU, ROAN ROAD

MTENDERE, HELLEN KAUNDA

KABWATA ESTASTES, MADRAS

GARDEN HOTEL, INDUSTRIES ALONG KAFUE RD, JOHN LAING AND KANYAMA

PARTS OF CHISAMBA AREA

KANYAMA, AREAS AROUND PERICAN ROAD

KANYAMA, ZAMBIA NATIONAL COUNCIL, LIONS QUARRY

KWAMWENA PHASE 1 / FOXDALE AREA

L85 ARMY CAMP, ZAF65 BASE AND SURROUNDING AREAS

SOPELO ARMY CAMP, FEED AFRICA AND SURROUNDING AREAS

GEORGE COMPOUND, LILANDA SITE 5, SUNSET BREWERIES, BACKLOADS

MAKENI, BAMORAL INSTITUTE, BAMORAL FARM, GEN TEMBO, GEN MIYANDA

MAKENI, CHIKUPI, HILLTOP FARMS

PARTS OF MAKENI AND WATCH TOWER SOCIETY

EMMASDALE INCLUDING SITE AND SERVICE

OLYMPIA

GARDEN TOWNSHIP, AREA NEAR COPTIC HOSPITAL

SOS VILLAGE, CHAZANGA, KABANANA SITE AND SERVICE, PART OF CHIPATA COMPOUND

MUMBWA

PARTS OF KANYAMA

NGWERERE

PARTS OF NGWERERE

PARTS OF CHISAMBA AREA

RHODES PARK, WIMPY ALONG GREAT EAST ROAD

KABANGWE, ZANIMUONE, CHIBOMBO, MWACHISOPOLA, KEMBE

SHIMABALA WEST

KUDU FARM, SABLE QUARRY

MUMBWA RD - LUSAKA WEST, AREAS AROUND ZNBC SHORTHORN TRANSMITTERS, PART OF MWEMBESHI

PARTS OF ROMA, PARTS OF NGOMBE, PARTS OF CHAMBA VALLEY

KALUNDU, MULUNGUSHI VILLAGE, CRESTA GOLF VIEW and CHAINAMA HOTELS, HANDSWORTH, MUMANA PLEASUR
GO CENTRE AND SURROUNDING AREAS, PARTS OF KALINGALINGA, AREAS ALONG THABO MBEKI ROAD
KAMWALA SOUTH, KABWATA SITE AND SERVICE, OLD CZHETEMBA
PARTS OF LIBALA SOUTH, PARTS OF CHILENJE SOUTH, PARTS OF CHALALA
LIBALA 3A, 3B
NEW CHILENJE, CHILIMBULU RD
WOODLANDS AREAS ALONG ELM ROAD AND SURROUNDING AREAS
CHILENJE SOUTH, CHILENJE CHRIS CORNER
WOODLANDS EXTENSION
PARTS OF CHILENJE, CHILENJE CLINIC, CHILENJE POLICE AND SURROUNDING AREAS

A

MVA

MW

LOAD REQUIRED - 150MW

AFFECTED AREAS

ZAMBIA AIRWAYS COMPOUND, ZRA COLLEGE, AREAS ALONG AIRPORT ROAD
NDEKE MEANWOOD AND SURROUNDING AREAS
AIRPORT R/ABOUT, AREAS ALONG GREAT EAST RD, MOONO RD, WATERFALL AREA
ZAF BASE ALONG TWIN PALM ROAD, AREAS ALONG TWIN PALM ROAD, PARTS OF IBEX HILL
PARTS OF CHALALA, WOODLANDS EXTENTION, NYUMBA YANGA
PARTS OF IBEX HILL, TWINPALM TRANSIMMITERS
BARLASTONE PARK AREA, KASUPE RIVONIA FARMS, REPHDIM, CHUNGA, PARTS OF LILANDA, CHINGWERE AREA, P
BARLASTONE PARK AREA, KASUPE RIVONIA FARMS, REPHDIM
ALONG LINDA RD, AREAS NEAR MAJURAL
WESTERN PART OF BONAVENTURE AREA
PARTS OF CHISAMBA AREA
PARTS OF CHALALA AREA
KUOMBOKA, YORK FARM, MAKENI
NEIL, PART OF LILAYI
OLD AVONDALE, PART OF IBEX HILL
MUTUMBI, KAMANGA, PART OF CHAMBA VALLEY AND BEHIND HYBRID
MTENDERE EAST

PARTS OF CHELSTONE, PARTS OF AVONDALE, CHELSTONE POLICE CAMP AND SURROUNDING AREAS, CHELSTONE
MOUNT MAKULU RESERCH, MOUNT MAKULU FARM
TAP
CHILANGA SOUTH, FISHERIES, MUNDAWANGA
PARTS OF CHISAMBA AREA
CHONGWE, AREAS ALONG ZESCO PYLONS TO CHONGWE TOWN
KANAKATAPA AREA
CHALIMBANA AREA
JOHN LAING AND KANYAMA
GARDEN LIMA, CHAISA COMPOUND, AND PART OF KATIMA-MULILO ROAD.
PARTS OF RHODES PARK, PARTS OF NORTHMEAD
PARTS OF CHISAMBA AREA
PARTS OF MATERO
PARTS OF KABULONGA, PARTS OF IBEX HILL.
KALINGALINGA
KABULONGA ROAN RD, SABLE RD, BISHOP RD, KUDU RD
KAMWALA AREA
MISISI, SHOPRITE WAREHOUSE, CASTLE, EMBASSY,KUKU
KANYAMA, MELNA BAKERY, DELIGHT FOODS, SACK AND TWINE, MAZANDU
KWAMWENA PHASE 2, 3 AND 4
ROCKY GARDENS, DOLOMITE AGGREGATE, DONG MINES AND SURROUNDING AREAS, AREAS ON MUNGWI ROAD
PARTS OF EMMASDALE AND MATERO EAST
MAKENI RD,ST.BONAVENTURE AND JOHN LAING
MAKENI,SHORTHORN,EVER GREEN FARM
GARDEN LUANGWA, GARDEN SITE 4, GARDEN SITE 3, COSAB BAKERY, GARDEN PARK
NATIONAL ASSEMBLY MOTEL, AREAS AROUND NATIONAL ASSEMBLY MOTEL, RHODESPARK NANGWENYA RD
PART OF MATERO EAST, MANDEVU, PART OF CHAISA, PART OF EMMASDALE ON MANSA ROAD
SABLE CONSOLIDATED FARMS
PARTS OF MAKENI AREA
ZNS FARM, KASISI AREA
NGWERERE, KASONDI FARMS
NIPA AREA, FAIRVIEW AREA, EVELYN HONE COLLEGE AND SURROUNDING AREAS
SOS VILLAGE, CHAZANGA, KABANANA SITE AND SERVICE, PART OF CHIPATA COMPOUND
LONGWAID FARM, CHIPONGWE AREA , ZAMBIA ARMY CAMP, MUKANDO FARM, MULEYA FARM

MUMBWA ROAD - LUSAKA WEST

MWEMBESHI, MWEMBESHI PRISON, MWEMBESHI EARTH STATION AND SURROUNDING AREAS

PARTS OF KALUNDU NEAR THE SHOPING CENTRE, PARTS OF ROME ALONG KASANGULA, NGWERERE, NGWEZI, KA

JESMONDINE, PARTS OF KAUNDA SQUARE STAGE 1, PARTS OF CHAMBA VALLEY UP TO NATIONAL SERVICE

PARTS OF KALUNDU, NGOMBE

LIBALA, PARTS OF CHALALA

JACK COMPOUND, LUSAKA SOUTH, CHAWAMA

LIBALA 4A, KABWATA SITE AND SERVICE

WOODLANDS EXT

PARTS OF WOODLANDS

AREAS ALONG MUSHAKASHELA ROAD AND SURROUNDING AREAS

WOODLANDS AREAS ALONG CHINDO ROAD AND SURROUNDING AREAS

A

MVA

MW

RESIPOSIBLE CENTRE

LDCC

LDCC

LDCC

LDCC

LDCC

LDCC

LDCC

LDCC

LDCC

LDCC

LDCC

LDCC

LDCC

LDCC

LDCC

LDCC

LDCC

LDCC

LDCC

LDCC

LDCC

LDCC

LDCC

LDCC

LDCC

LDCC

LDCC

LDCC

LDCC
LDCC
LDCC
LDCC
LDCC
LDCC
LDCC
LDCC
LDCC

RESIPOSIBLE CENTRE
LDCC
LDCC
LDCC
LDCC
LDCC
LDCC
CHISAMBA
LDCC
LDCC
LDCC
LDCC
LDCC
LDCC
LDCC
LDCC
LDCC
LDCC
LDCC
LDCC
CHISAMBA
LDCC

