



DISGUISE A TURKEY!



Please SAVE me!!!

Teachers,

I LOVE doing this project with my first graders! I send it home with students and give them a week or two to get it completed. When they bring it back we do a writing activity to go with it. I send home the letter from Mr. Turkey (with the samples on the back), Mr. Turkey (copied on white paper), and a black sheet of construction paper.

After the turkeys are returned, we do our writing in the “talking bubble” and hang them up for everyone to see. When they do their writing, I have them tell what they are and give reasons why. (Ex: I am NOT a turkey! I am a mermaid. I have a tail and I can swim.).


HAVE FUN!

Jennie

Dear Friends,

I NEED your help! The hunters have been trying to find me. I just know that they want to eat me for Thanksgiving dinner! You are my last chance to escape from these hunters. Will you PLEASE help me disguise myself? If you give me a disguise, then maybe the hunters will leave me alone.



Please hurry before it's too late!




Your Friend,
Mr. Turkey

P.S. Please return me by

Turkey Disguise Samples



Here are a few samples. Please use household items to disguise your turkey.




A large speech bubble with a tail pointing to the left. The interior is filled with ten sets of primary handwriting lines, each consisting of a solid top line, a dashed middle line, and a solid bottom line.

A second large speech bubble, identical to the first one, with a tail pointing to the left and ten sets of primary handwriting lines inside.

A large speech bubble with a thick black border and rounded corners. Inside, there are four sets of primary writing lines, each consisting of a solid top line, a dashed middle line, and a solid bottom line.

A second large speech bubble, identical in design to the first one, with a thick black border, rounded corners, and four sets of primary writing lines (solid top, dashed middle, solid bottom).

Terms of Use

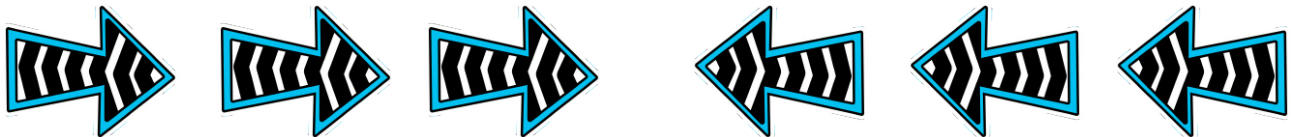



This download includes a limited use license.

The purchaser may use this resource for their personal classroom use only. This product is not to be shared with colleagues without purchasing the proper number of licenses.

To Purchase Additional Licenses:

1. Go to "My TPT" on the top right of your screen
2. Click on "My Purchases"
3. Click on "Buy Additional Licenses"
4. Purchase additional licenses at a discounted price



This resource is NOT to be:

- used by an entire grade level, school, or district without purchasing the proper number of licenses.
- resold or redistributed.
- modified and resold.
- shared on databases where individuals other than the purchaser have access.

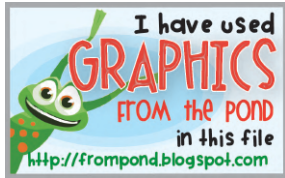
*****If you are a principal, curriculum director, or district interested in purchasing a site license, please contact me for a quote at jdsrockinreaders@gmail.com**

I work very hard to provide you with high-quality, time-saving resources and I greatly appreciate your support. Thank you for respecting my work and for respecting my terms of use.

JENNIE



I use clipart and fonts in my products by:




You Rock!

Thank you for purchasing this product! I really hope that you are highly satisfied with this resource. If you have any questions about this product or others, please e-mail me at jdsrockinreaders@gmail.com. Remember to leave feedback and you will receive credit toward future purchases.

If you want to see my products when they are first released, please follow my store. I would also love your support on the following social media sites!



Best Seller:



Blog

