



Sapphire Windows

About Sapphire	04
uPVC Benefits	06
Portfolio	08
Products	16
Casement	20
Sliding	22
Fold & Slide	24
Lift & Slide	26
Fixed Glass	28
Top Hung	30
Louvres	32
Colours	36
Glass Types	38
Handle Options	40



We believe every home is unique and we go out of our way to craft Window and Door Systems to make your home safer, more secure and beautiful.


The story of Sapphire Windows began in 1989 when our founder, Jeffrey Liew, noticed the exceptional build quality of the windows in Europe while studying abroad. He decided from that experience that he would design his own home with windows that provided the same security, heat and sound insulation. That decision led him to partner with world-leading uPVC maker, Deceuninck who supplied him with a window system that exceeded all his expectations.

The first project was his home (on the right), in which the windows functioned well and maintained their colour to this date, a testament to the build quality. This sparked the vision in him of bettering the lives of every future homeowner.

Today, Sapphire Windows is a leading window and door system specialist, renowned for its quality, workmanship and customer service. Driven by the company's motto "Do it Once, Do it Proud", we offer both innovative and timeless design solutions for every home.

About Sapphire





Soundproof

The unique patented multi chamber profile with dual seals prevent sound waves from penetrating through. Less noise means better sleep. Better sleep gives better days. Better days mean happier lives.



Security

European made multi-point locks, galvanised steel reinforcements and a multitude of security fittings are designed to keep you safe in your home. Since 1989, we have thwarted more than 5 attempted home burglaries!



Maintenance-Free

We understand that time is precious, that is why our windows require almost zero maintenance! The material is resistant to scratches, stains and discolouration. The best part is that they really last a lifetime!



Energy Saving / Heat Insulation

With the material being an insulant of heat, uPVC greatly reduces heat transfer to your home. This means less air conditioning usage, lower electricity bills and more savings!



Watertight

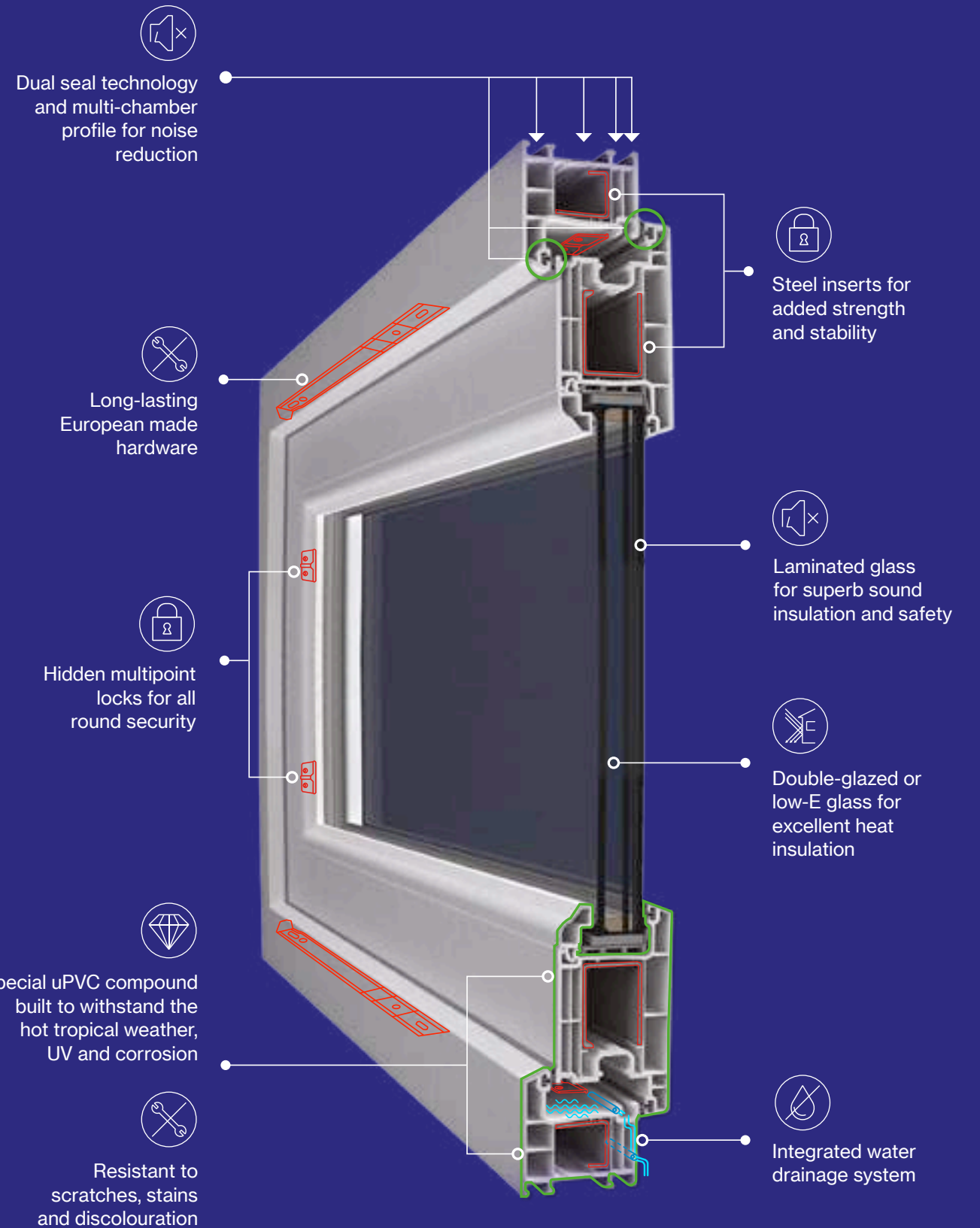
Designed for maximum water tightness, our windows have fusion welded corners with zero gaps, dual seals and an efficient drainage system to ensure the rain is always kept out. No more flooding, ever!



Durability

Using superior grade materials that are resistant to corrosion and degradation, our windows and doors are built for the tropical climate and perform at its peak with no visible change in looks for many years beyond our 10-year warranty period.

uPVC Benefits



When it comes to quality,
we exceed expectations.

We stand by our high standards and satisfaction rate. With a strong reputation in the industry, we have become one of the best reviewed window and door brands on Google and Facebook.

- + More than 5,000 happy home owners
- + Over 30 years of experience
- + Trusted BCA approved specialist
- + Multiple collaborations with award-winning architects and designers

Portfolio



Facade
Glass

FRAME
WHITE

GLASS
CLEAR
TEMPERED, LAMINATED

DESIGNED BY ARCHITOLGY

5.5m Tall Sliding Door

FRAME
GLASS

ASH BLACK
CLEAR
TEMPERED, LAMINATED, LOW-EMISSION



Arch and Lattice Design Windows

FRAME
GLASS

ASH BLACK
CLEAR
LAMINATED



Fixed Barrier Glass

FRAME
GLASS


ASH BLACK
CRYSTAL CLEAR
TEMPERED, LAMINATED



Fold and Slide Door

**FRAME
GLASS**

ANTHRACITE GREY
GREY
DOUBLE-GLAZED



DESIGNED BY GK ARCHITECTS

Soundproof Lift and Slide Door

**FRAME
GLASS**

ASH BLACK
CLEAR
12MM TEMPERED, LOW EMISSIVITY

Segmented Windows and Glass Facade

**FRAME
GLASS**

ASH BLACK
GREY
LAMINATED, HEAT STRENGTHENED



DESIGNED BY STUDIO L



Full Height Sliding Doors

FRAME
GLASS

ASH BLACK
CRYSTAL CLEAR
TEMPERED, HEAT SOAKED, LOW-EMISSIVITY

DESIGNED BY ARYA ARCHITECTS



Woodgrain Designed French Windows

**FRAME
GLASS** NUT TREE
GREEN
TEMPERED, LAMINATED
HEAT-SOAKED

BUILT BY KONSTRUKT



Pocket Door

**FRAME
GLASS** NUT TREE
GREEN
TEMPERED, LAMINATED,
HEAT-SOAKED

Extra Large 4m by 4m Glass

**FRAME
GLASS** ASH BLACK
CRYSTAL CLEAR
17.52MM TEMPERED, LAMINATED



BUILT BY WORLDBUILD21



Double Volume Fixed and Sliding Combination

FRAME
GLASS

WHITE
CLEAR
TEMPERED, LAMINATED

Products

PRODUCTS

CASEMENT



SLIDING



FOLD & SLIDE



LIFT & SLIDE



FIXED GLASS



TOP HUNG



PARALLEL SLIDE



LOUVRES





Sound Insulated Casement Windows

FRAME
GLASS

SILVER
CLEAR
ACOUSTIC LAMINATED



Casement

Feel safe with superior all-round security and dual airtight seals that prevent sound, heat, odours and even insects into your home.

These windows will save on your energy consumption by reducing heat transmission during the day as well as shutting out the noise at night so you can have a good night's rest. Enjoy clean air as these windows also keep the haze out!

Benefits:

- + Soundproof
- + High security
- + Heat insulation
- + Ceiling to floor design available

Features:

- + Dual seal technology
- + Multipoint locking mechanism
- + European hardware
- + Childproof lock



90° Open Corner Sliding Door

FRAME
GLASS

ASH BLACK
GREEN
FLOAT



Sliding

Create beautiful spaces in your home with one smooth motion, without compromising on security.

These systems are extremely user-friendly, easy to maintain and have more security features that would keep you safe and comfortable at home.

Benefits:

- + Space saving
- + Heat reduction
- + Flexible designs
- + Extra tall panels (up to 6m height)

Features:

- + Extra smooth wheels
- + Multipoint locking mechanism
- + Anti-lift / anti-burglary system
- + Motorised and pocket door systems available



90° Open Corner Fold and Slide Door

FRAME
GLASS

ANTHRACITE GREY
CLEAR
TEMPERED



Fold & Slide

Bare your home to your guests with these innovative doors to give 100% openings, keeping your home well-ventilated. When closed, our dual seal technology keeps you well-protected against external noise, odours and other unwanted guests.

With high quality hardware and security features built into the system, these doors always run smoothly and never gets stuck!

Benefits:

- + Soundproof
- + High security
- + Maintenance-free
- + Maximum ventilation

Features:

- + Door latch system
- + European hardware
- + Dual seal technology
- + Multipoint locking mechanism



4m Tall Lift and Slide Door

FRAME
GLASS

ASH BLACK
BLUE
TEMPERED, LAMINATED



Lift & Slide

Take it up a notch from sliding windows to massive panels that glide! The Lift and Slide system is a heavy-duty sliding door, with special seals running along the frames for enhanced soundproofing.

Capable of housing glass up to 3m by 3m per panel, consider these massive doors to showcase your frontage and maximise your views!

Benefits:

- + Soundproof
- + High security
- + Heat insulated
- + Extra large panels available

Features:

- + Super smooth wheels
- + Dual seal technology
- + Thicker multi-chambered frame
- + Able to secure at any sliding position



Fixed Glass Safety Barrier

FRAME
GLASS

ASH BLACK
CLEAR
TEMPERED, LAMINATED,
LOW-EMISSION



Fixed Glass

Keep well-insulated from the elements and enjoy unobstructed views of the surroundings! Special glass with patterns can be customised to create your own feature piece!

We recommend this solution for creating safe and secure barriers while allowing the maximum amount of light in.

Benefits:

- + Safety barrier
- + Unobstructed views
- + Most heat reduction
- + Most sound insulated

Features:

- + Extra tall panels
- + Glass-to-glass joinery
- + Frame or frameless system
- + Tempered laminated safety glass



Frosted Top Hung Windows

FRAME
GLASS

ASH BLACK
FROSTED
FLOAT



Top Hung

Ventilate while maintaining privacy and remain shielded from the rain with this simple yet functional "twist and push" design.

This system is commonly found in bathrooms, walk-in-closets and kitchen areas. You can further enhance your privacy by using frosted, opaque or smart glass.

Benefits:

- + Maintains privacy
- + Keeps the rain out while providing ventilation

Features:

- + Childproof lock
- + Stainless steel friction arms
- + Multipoint locking mechanism
- + Frosted and opaque glass options available



Closed Louvre Sliding Door

FRAME
GLASS

ASH BLACK
BLUE



Fixed uPVC Louvres

Louvres can be applied to any system, giving you additional privacy, ventilation or a certain character to your home.

These can be either fixed at a 30° angle to block out the sun while providing ventilation, or fully closed to enhance privacy.

Benefits:

- + Sun shade
- + Partial or full privacy (open/closed louvres)
- + Keeps rain out while providing ventilation
- + Unique design element

Features:

- + uPVC louvre brackets
- + uPVC louvre blades



Adjustable Glass Louvres

FRAME
GLASS

ANTHRACITE GREY
FROSTED BLUE
6MM FLOAT



Adjustable Glass Louvres

These louvre blades adjust to allow airflow through the entire window and closes easily to keep water and wind out.

The beauty of this system is in its space saving nature, as the window does not need to be 'pushed' or 'swung' out, yet can be opened to give 100% ventilation.

Benefits:

- + 100% ventilation
- + Space saving
- + Watertight
- + Frosted glass available for privacy

Features:


- + Weatherstrip to prevent water seepage
- + Special louvre brackets to hold the glass for safety



In a world where colour captures our imagination and enhances the essence of our lifestyle, it only makes sense that we use profiles and laminates that retain their colour and vibrancy under the harshest of conditions.


That is why our materials are resistant to corrosion and treated against UV discolouration, making them perfectly suited for humid, tropical weather. We offer the longest warranty on the market, which reflects our confidence and belief in our product!

Colours



ANTHRACITE GREY

This cool undertone brings a perfect mix of cozy yet soothing sophistication. Looks great in meditative spaces for study and work areas.




ASH BLACK

Bold and refined. Ash Black provides a unique look to your home. This special shade is super rare and not seen anywhere else in Singapore.




ASPHALT

Add depth to your home with a shiny monochromatic finish to create a contemporary ambience for avant-garde homes.




BLACK CHERRY

This modern rustic shade epitomizes farmhouse chic. Experience nature and city life in your home.




BRONZE PLATINUM

This mysterious blend of bronze and silver makes it an excellent choice for an indulgent and futuristic feel for a modern home.




CREAM

Off white is the new fashion trend. Warm up your home with this luxurious cream and your guests will definitely be admiring your windows.




DARK OAK

One of the darker shades of brown, this colour gives off a more traditional look that is easy to maintain. A safe choice for wood lovers.



GOLDEN OAK

Warm and inviting, this upbeat shade of wood matches very well with almost everything, from your hardwood floor to your classic white wall.



GREY ALUMINIUM

The soft shade of grey evokes a mechanical mood. It is usually paired with other tinted colours that give off a subtle atmosphere that never fails to impress.




MACORE

For a distinctive midcentury vibe, which is always on-trend, try this colour. Pair it with other rosy coloured furniture and fixtures to complete the look.




NUT TREE

After decades, this is still an all-time favourite. You can always count on classic colours to easily match your interiors.




PYRITE

Turn it up a notch with a glossy golden touch that boasts extravagance and class. This colour is pure magic.



SILVER

This silvery tone mimics a metallic mood that is bright and glossy. With a look similar to European style aluminium windows, it is an extremely versatile colour to use.



WHITE

In its purest form, white has always been one of the top picks for clean, minimalistic spaces. It brightens up any area and creates a welcoming atmosphere for your home.



Carefully handled to maintain its integrity, the glass we use will provide you with utmost safety. Choose from a variety of glass options to enhance the benefits of our window and door systems.

Glass Types



CLEAR FLOAT /TINTED FLOAT

Float glass has a transparent, flat and smooth surface. It is the most common type of glass because of its clarity, hardness, and durability in ever-changing weather.

Tinted glass offers shade from direct sunlight along with some privacy too. It gives a striking visual effect but is also energy efficient by reducing your air-conditioning usage costs!



DOUBLE GLAZED

Put simply, double-glazed glass comprises of two sheets of glass, separated by an air-filled (preferably with argon gas) cavity that is completely sealed. This type of glass provides one of the highest heat reduction.

With the airspace acting as an insulator, this is a great solution for areas that require both heat and noise reduction!



LAMINATED

Laminated glass is a common type of safety glass, made by sandwiching a vinyl interlayer between two or more glass sheets. This provides additional security and acts as a safety barrier as it is difficult to break through the glass.

Lamination also enhances sound insulation greatly as vibrations are reduced by the interlayer; which also helps to block 99.9% of UV rays.



LOW-EMISSIVITY

Low-E or low-emissivity glass refers to glass with a thin, reflective coating. It minimises heat gain or loss through the glass by reflecting the sun's rays, hence reducing your air-conditioning usage.

Due to its energy saving nature, installing this is a little like cashback on your household's electrical bill!



TEMPERED

Tempered glass can be up to four times stronger than normal glass of the same size and thickness.

In the unlikely event that it breaks, it shatters into small fragments that significantly reduces the risk of injury.



SMART GLASS

This special glass will revolutionize the way you view privacy. Switch between clear or frosted glass at the push of a button to instantly enjoy your own private space.

This stunning technology, also known as switchable or magic glass, gives off a luxurious vibe and can be commonly found in high-end offices and bathrooms.

AVAILABLE IN:





We feature European engineered accessories that pass through rigorous tests so that only high performance devices with proven reliability make it to your home.

Handle Options



HANDLES

Door handles take a beating because of their frequent use and handling. Our European-made hardware have such a great finish that your windows and doors will always be looking and working at their best.

Concerned about break-ins? Multi-point locking mechanisms are built into all our systems, ensuring maximum security for your home.

ADD-ON: FINGERPRINT SCANNERS

Save the hassle of bringing your keys out with this dependable, keyless, biometric fingerprint door lock system.

It's reliable, stylish and programmed with state-of-the-art technology; saves up to 100 fingerprints and engages not one, but multiple "claw" or "bolt" locks with one quick swipe of the finger. Never fumble with losing your keys again!





Sapphire Windows

Headquarters & Showroom
2 Loyang Drive, Singapore 508935
+65 6542 6616
sales@sapphire.com.sg

Opening Hours:

Monday–Friday
0800am–0530pm

