




# Initial Sounds

By : [www.PDFSeva.com](http://www.PDFSeva.com)



# Initial Sounds: Aa

Practice writing the letters.



Write an 'a' in the blank under the pictures that begin with 'a'.




1)    nt



   orse



2)    xe



   ish



3)    ilk



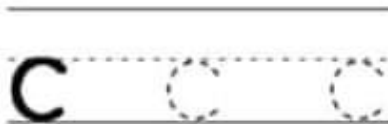
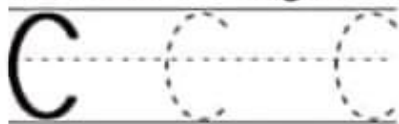
   pple

[www.bogglesworldesl.com/initial\\_sounds.htm](http://www.bogglesworldesl.com/initial_sounds.htm)



# Initial Sounds: Cc (soft)

Practice writing the letters.



Write an 'c' in the blank under the pictures that begin with 'c'.



1)    ike



   ircle



2)    elery



   ctopus



3)    ird



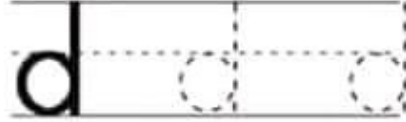
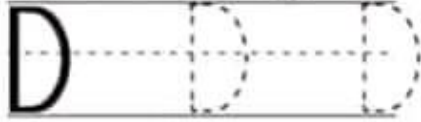
   ircus

[www.bogglesworldesl.com/initial\\_sounds.htm](http://www.bogglesworldesl.com/initial_sounds.htm)



# Initial Sounds: Dd

Practice writing the letters.



Write an 'd' in the blank under the pictures that begin with 'd'.



1) \_\_\_  
\_\_\_oose



\_\_\_  
\_\_\_inosaur



2) \_\_\_  
\_\_\_eer



\_\_\_  
\_\_\_emon



3) \_\_\_  
\_\_\_oll



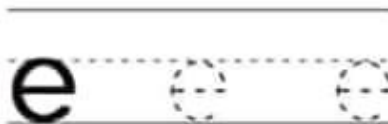
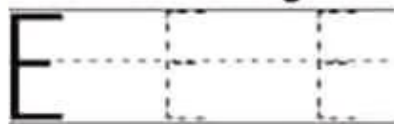
\_\_\_  
\_\_\_urtle

[www.bogglesworldesl.com/initial\\_sounds.htm](http://www.bogglesworldesl.com/initial_sounds.htm)



# Initial Sounds: Ee (Long)

Practice writing the letters.



Write an 'e' in the blank under the pictures that begin with 'e'.



1)      cicle

     el



2)      pe

     at



3)      agle

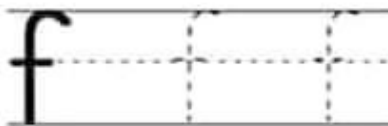
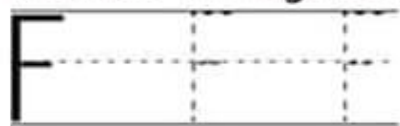
     orse

[www.bogglesworldesl.com/initial\\_sounds.htm](http://www.bogglesworldesl.com/initial_sounds.htm)



# Initial Sounds:Ff


Practice writing the letters.



Write an 'f' in the blank under the pictures that begin with 'f'.



1)    pple



   ish



2)    rog



   ar



3)    at



   ire

[www.bogglesworldesl.com/initial\\_sounds.htm](http://www.bogglesworldesl.com/initial_sounds.htm)



# Initial Sounds: Gg (soft)

Practice writing the letters.

G G G

g g g

Write a 'g' in the blank under the pictures that begin with 'g'.



1) \_ iraffe



\_ ell



2) \_ em



\_ eart



3) \_ ite



\_ iant

[www.bogglesworldesl.com/initial\\_sounds.htm](http://www.bogglesworldesl.com/initial_sounds.htm)



# Initial Sounds: Mm

Practice writing the letters.

M M M M

m m m m

Write an 'm' in the blank under the pictures that begin with 'm'.



1)     oon



    heep



2)     anda



    ilk



3)     ouse



    astle

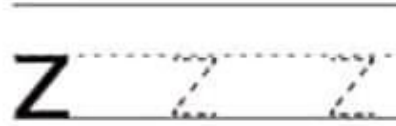
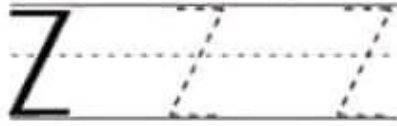
[www.bogglesworldesl.com/initial\\_sounds.htm](http://www.bogglesworldesl.com/initial_sounds.htm)





# Initial Sounds: Zz

Practice writing the letters.




Write a 'z' in the blank under the pictures that begin with 'z'.



1) \_\_\_\_\_  
\_\_\_\_\_ zipper

\_\_\_\_\_  
\_\_\_\_\_ ish



2) \_\_\_\_\_  
\_\_\_\_\_ hark

\_\_\_\_\_  
\_\_\_\_\_ ebra



3) \_\_\_\_\_  
\_\_\_\_\_ ero

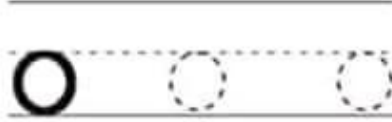
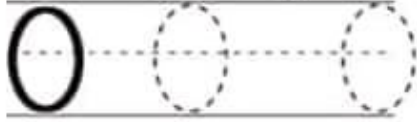
\_\_\_\_\_  
\_\_\_\_\_ eal

[www.bogglesworldesl.com/initial\\_sounds.htm](http://www.bogglesworldesl.com/initial_sounds.htm)



# Initial Sounds: Oo

Practice writing the letters.



Write an 'o' in the blank under the pictures that begin with 'o'.



1)

\_\_ctopus

\_\_pple



2)

\_\_el

\_\_tter



3)

\_\_xe

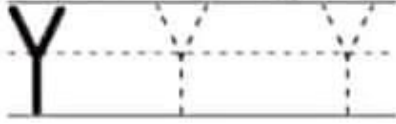
\_\_strich

[www.bogglesworldesl.com/initial\\_sounds.htm](http://www.bogglesworldesl.com/initial_sounds.htm)



# Initial Sounds: Yy


Practice writing the letters.



Write a 'y' in the blank under the pictures that begin with 'y'.



1)       
o-yo



      
astle



2)       
rog



      
ellow



3)       
ell



      
ouse

[www.bogglesworldesl.com/initial\\_sounds.htm](http://www.bogglesworldesl.com/initial_sounds.htm)



# Initial Sounds:Nn

Practice writing the letters.



Write an 'n' in the blank under the pictures that begin with 'n' .



1)     ut



    hell



2)     ose



    ell



3)     ouse



    est

[www.bogglesworldesl.com/initial\\_sounds.htm](http://www.bogglesworldesl.com/initial_sounds.htm)



# Initial Sounds: Rr

Practice writing the letters.



Write an 'r' in the blank under the pictures that begin with 'r'.



1)           hicken           abbit



2)           adio           uice



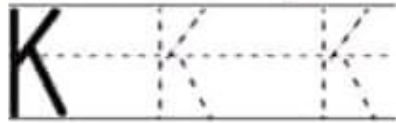
3)           ocket           ips

[www.bogglesworldesl.com/initial\\_sounds.htm](http://www.bogglesworldesl.com/initial_sounds.htm)



# Initial Sounds: Kk

Practice writing the letters.



Write a 'k' in the blank under the pictures that begin with 'k'.



1)     itten



    leaf



2)     ite



    olf



3)     olcano     ing

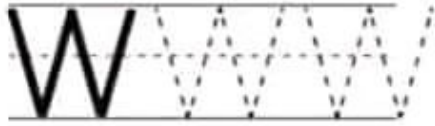


[www.bogglesworldesl.com/initial\\_sounds.htm](http://www.bogglesworldesl.com/initial_sounds.htm)



# Initial Sounds: Ww

Practice writing the letters.




Write a 'w' in the blank under the pictures that begin with 'w'.




1)     orm



    an



2)     ear



    hale



3)     ock




    itch

[www.bogglesworldesl.com/initial\\_sounds.htm](http://www.bogglesworldesl.com/initial_sounds.htm)



# Initial Sounds: Jj

Practice writing the letters.



Write a 'j' in the blank under the pictures that begin with 'j'.



1)     at



    uice




2)     nt



    ar



3)     acket



    heese

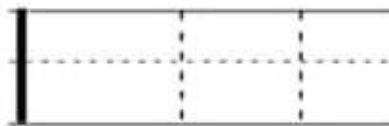
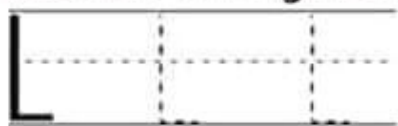
[www.bogglesworldesl.com/initial\\_sounds.htm](http://www.bogglesworldesl.com/initial_sounds.htm)





# Initial Sounds: L

Practice writing the letters.



Write an 'l' in the blank under the pictures that begin with 'l'.



1)      hair



     eaf



2)      emon



     oat



3)      izard



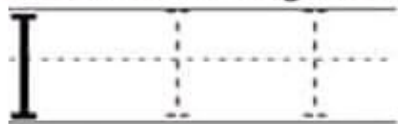
     ocket

[www.bogglesworldesl.com/initial\\_sounds.htm](http://www.bogglesworldesl.com/initial_sounds.htm)



# Initial Sounds: Ii (Long)

Practice writing the letters.



Write an 'i' in the blank under the pictures that begin with 'i'.



1)

\_\_\_  
\_\_\_ cicle


\_\_\_  
\_\_\_ el



2)

\_\_\_  
\_\_\_ pple

\_\_\_  
\_\_\_ ron



3)

\_\_\_  
\_\_\_ sland

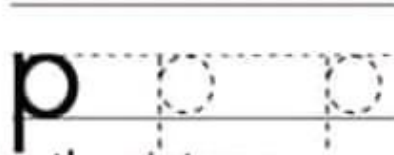
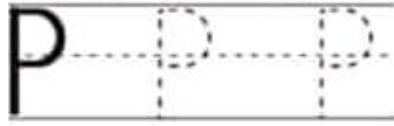
\_\_\_  
\_\_\_ orse

[www.bogglesworldesl.com/initial\\_sounds.htm](http://www.bogglesworldesl.com/initial_sounds.htm)



# Initial Sounds: Pp

Practice writing the letters.



Write a 'p' in the blank under the pictures that begin with 'p'.



1)     ing



    ear



2)     anda



    herry



3)     ox



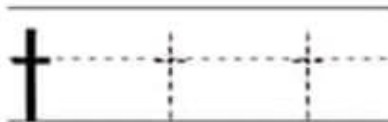
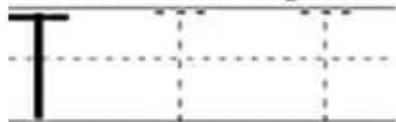
    izza

[www.bogglesworldesl.com/initial\\_sounds.htm](http://www.bogglesworldesl.com/initial_sounds.htm)



# Initial Sounds: Tt

Practice writing the letters.



Write a 't' in the blank under the pictures that begin with 't'.




\_\_\_\_\_

1) \_\_\_\_\_urtle



\_\_\_\_\_

\_\_\_\_\_oat



\_\_\_\_\_

2) \_\_\_\_\_hale



\_\_\_\_\_

\_\_\_\_\_iger



\_\_\_\_\_

3) \_\_\_\_\_able



\_\_\_\_\_

\_\_\_\_\_eer

[www.bogglesworldesl.com/initial\\_sounds.htm](http://www.bogglesworldesl.com/initial_sounds.htm)



# Initial Sounds: Ss

Practice writing the letters.



Write an 's' in the blank under the pictures that begin with 's'.




1)     ake



    un




2)     ock



    izard



3)     irl



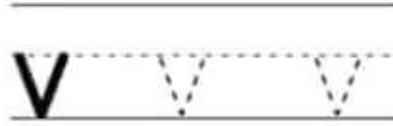
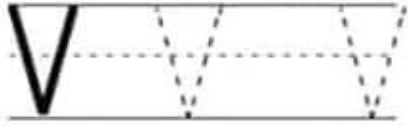
    nail

[www.bogglesworldesl.com/initial\\_sounds.htm](http://www.bogglesworldesl.com/initial_sounds.htm)



# Initial Sounds: Vv

Practice writing the letters.



Write a 'v' in the blank under the pictures that begin with 'v'.



1)     orm

    an



2)     ulture

    oon



3)     hree

    olcano

[www.bogglesworldesl.com/initial\\_sounds.htm](http://www.bogglesworldesl.com/initial_sounds.htm)